



ONE40

*Celebrating 140 years
of produce broking...*


FORBES & WALKER TEA BROKERS PVT LTD

WEEKLY TEA MARKET REPORT

SALE NO

35

**03RD/04TH
SEPTEMBER 2024**



Overall Market

	QTY (M/KGS)	DEMAND
Ex-Estate	0.68	Fair
High & Medium	0.64	Irregularly lower
Leafy	0.73	Fair
Semi-Leafy	0.71	Fair
Tippy/Small Leaf	1.06	Fair
Premium Flowery	0.05	Good
Off Grade	1.17	Irregular
Dust	0.45	Fair
Total	5.50	Fair general

ORDER OF SALE

SALE NO : 35

03RD/04TH SEPTEMBER 2024

EX-ESTATE	LG LARGE LEAF LG SMALL LEAF/BOPI/ PREMIUM	HIGH & MEDIUM/OFFGRADE /DUST
Ceylon Tea Brokers PLC	Forbes & Walker Tea Brokers (Pvt) Ltd	Bartleet Produce Marketing (Pvt) Ltd
Bartleet Produce Marketing (Pvt) Ltd	Bartleet Produce Marketing (Pvt) Ltd	Forbes & Walker Tea Brokers (Pvt) Ltd
Lanka Commodity Brokers Ltd	Ceylon Tea Brokers PLC	Mercantile Produce Brokers (Pvt) Ltd
Forbes & Walker Tea Brokers (Pvt) Ltd	Eastern Brokers Ltd	Asia Siyaka Commodities PLC
Asia Siyaka Commodities PLC	Asia Siyaka Commodities PLC	John Keels PLC
Eastern Brokers Ltd	Lanka Commodity Brokers Ltd	Eastern Brokers Ltd
Mercantile Produce Brokers (Pvt) Ltd	John Keels PLC	Ceylon Tea Brokers PLC
John Keels PLC	Mercantile Produce Brokers (Pvt) Ltd	Lanka Commodity Brokers Ltd

AUCTION DETAILS

AT THIS WEEK'S SALE 11,151 LOTS TOTALLING 5,496,178 KGS WERE ON OFFER. THE BREAKDOWN IS AS FOLLOWS:

	LOTS	QUANTITY
Ex Estate	727	680,293
Main Sale - High & Medium	1,490	636,122
Low Grown - Leafy	1,976	729,780
Low Grown - Semi Leafy	1,610	707,578
Low Grown - Tippy	2,104	1,062,789
Premium Flowery	342	52,826
Off Grades	2,370	1,175,691
Dust	533	451,099
Total	11,151	5,496,178
Re - Prints	818	364,142

SETTLEMENT DATES

06/09/2024 10/09/2024 11/09/2024

10% Payment

Buyers Prompt

Sellers Prompt

Quality

Overall, fairly similar to last.

COMMENTS

Auction offerings remained around last and totalled 5.5 M/Kgs. Overall demand for the Low Grown/Large Leaf teas showed a slight improvement following improved activity.

Ex-Estate offerings declined quite sharply and totalled 0.68 M/Kgs, down from the 0.8 M/Kgs on offer the previous week. Overall quality of teas showed no significant change.

Improved demand for select invoices in the Best Western category. Also the final offerings of seasonal teas from the Eastern sector continued to witness some useful support and fairly attractive prices were recorded with price variances often reflective of quality. Teas in the middle price bracket, both from the Western and Eastern sector, tend to ease off by Rs. 20-40 per kg particularly for the BOPF grade.

High & Medium Grown CTC teas continued to witness a bearish sentiment with prices often firm to easier on last. Corresponding Low Grown varieties sold firm to dearer, whilst the PF1 grade in particular continued to sell between Rs. 1,450-1,550 per kg levels (approximately USD 5).

Better liquoring teas continued to receive support from the UK, Japan and the continent, whilst shippers to the CIS continued to be active on a wide cross-section of the teas.

Low Grown teas comprised of 2.5 M/Kgs. The Leafy, Semi-Leafy and Tippy categories met with fair demand.

In the Leafy and Semi-Leafy catalogues, well-made BOP1's were firm, whilst the balance together with the bolder varieties were irregularly lower. Select Best and Best OP1's were dearer, whilst the Below Best and poorer sorts were fully firm. Well-made OP/OPA's appreciated, whilst the Below Best varieties declined. Teas at the bottom were firm. Select Best and Best PEK/PEK1's were dearer, whilst the balance sold around last levels.

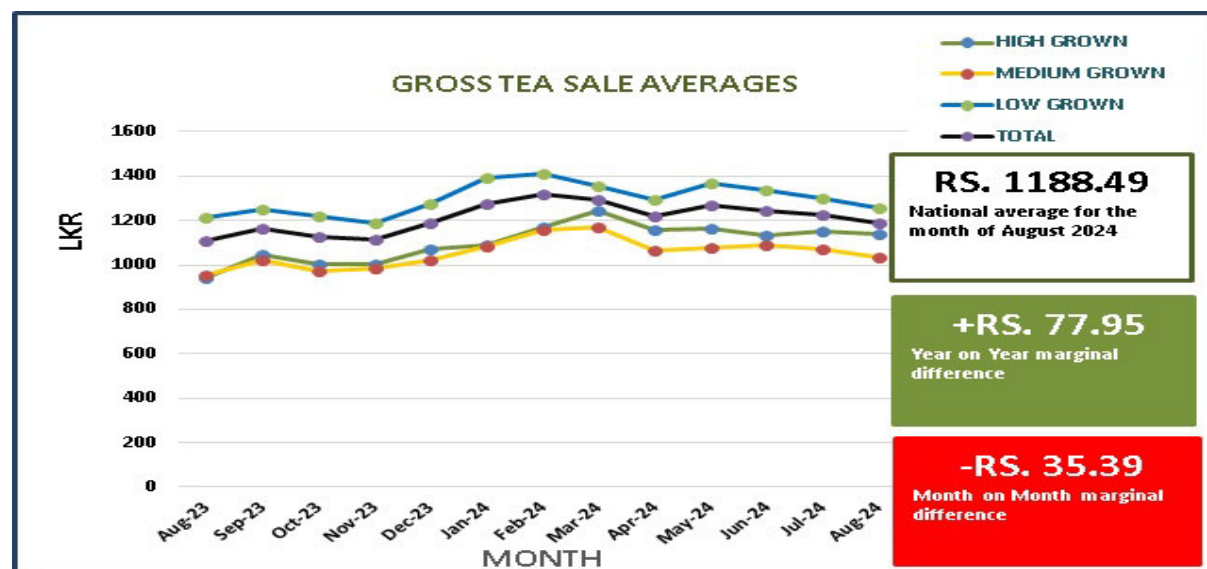
Well-made FBOP's together with the cleaner Below Best and cleaner teas at the bottom were firm, whilst the balance were easier following quality. Select Best and Best FF1's were firm to easier. However, the cleaner Below Best were firm, whilst the balance were irregular following quality.

In the Premium catalogue, Very Tippy teas together with the Best and cleaner Below Best appreciated, whilst the balance were easier following quality.

NOTE

Next week's Auction (Sale No. 36) is scheduled for Monday, 9 and Tuesday, 10 September 2024

NATIONAL TEA SALES AVERAGES (AUGUST 2024)



Key Highlights:

- * Total Elevation Average decreased by Rs. 35.39 in comparison to the previous month
- * Cumulative variance recorded a positive Rs. 67.96 and USD 0.51 against January-August 2023
- * Cumulatively, all elevations witnessed an increase in both LKR and USD terms in comparison with the corresponding year
- * National tea sales average for the month of August 2024 recorded Rs. 1,188.49 (USD 3.98), showing a decrease of Rs. 35.39 and USD 0.07 in comparison with the July 2024 average of Rs. 1,223.88 (USD 4.05).
- * In comparison to the August 2023 average of Rs. 1,110.54 (USD 3.47), shows a positive variance of Rs. 77.95 and USD 0.51 YOY.

Elevation-Wise Analysis - August 2024:

- * High Grown average for the month recorded a decrease of Rs. 11.08 and an increase of USD 0.01 month on month, whilst an increase of Rs. 198.16 and USD 0.88 is recorded YOY.
- * Medium Grown average for the month recorded a negative variance of Rs. 38.04 and USD 0.09 month on month. In comparison to the corresponding month last year, shows an increase of Rs. 78.39 and USD 0.48 YOY.
- * Low Grown average for the month recorded a decrease in LKR and USD terms of Rs. 43.22 and USD 0.10 month on month, whilst the YOY average shows an increase of Rs. 45.14 and USD 0.43.
- * All regions recorded positive variances during the period January-August 2024 in comparison to the corresponding period of 2023 in LKR and USD terms.

(Refer statistical details on Page No. 12)

In Sri Lankan Rupees								
	24-Aug	24-Jul	MOM Variance	23-Aug	YOY Variance	To date 2024	To date 2023	YOY Variance
High Grown	1,142.30	1,153.38	-11.08	944.14	198.16	1,152.04	1,090.60	61.44
Medium Grown	1,032.38	1,070.42	-38.04	953.99	78.39	1,085.59	1,018.93	66.66
Low Grown	1,256.62	1,299.84	-43.22	1,211.48	45.14	1,337.77	1,261.43	76.34
Total	1,188.49	1,223.88	-35.39	1,110.54	77.95	1,249.99	1,182.03	67.96
In U.S. Dollars								
	24-Aug	24-Jul	MOM Variance	23-Aug	YOY Variance	To date 2024	To date 2023	YOY Variance
High Grown	3.83	3.82	0.01	2.95	0.88	3.79	3.33	0.46
Medium Grown	3.46	3.55	-0.09	2.98	0.48	3.57	3.11	0.46
Low Grown	4.21	4.31	-0.10	3.78	0.43	4.40	3.85	0.56
Total	3.98	4.05	-0.07	3.47	0.51	4.11	3.60	0.51

Source - Sri Lanka Tea Board (For statistical purposes only)

CROP AND WEATHER

FOR THE PERIOD 27 August - 02 September 2024

Western/Nuwara Eliya Regions



The Western Region reported rain, whilst the Nuwara Eliya Region reported bright weather throughout the week. Rain and windy conditions are expected in both regions in the week ahead according to the Department of Meteorology.

Uva/Udapussellawa Regions



The Uva and Uda Pussellawa regions reported bright weather and intermittent showers throughout the week. According to the Department of Meteorology, rain is expected in the Uva Region in the week ahead.

Low Grown



Rain was reported throughout the week in the Low Grown Region. The Department of Meteorology expects rain in the Low Grown Region in the week ahead.

Crop

The crop intake was maintained in the Western, Nuwara Eliya, Uva and Udapussellawa regions, whilst the Low Grown Region reported an increase.

HIGH GROWN TEAS

■ Incline from last week
■ Decline from last week
■ Static Market

BOP

Best Western's - A few improved invoices which commenced Rs. 40-60 per kg dearer, gained considerably following special inquiry as the sale progressed, whilst the others sold at last levels. Cleaner Below Best varieties were firm to irregularly dearer, whilst the others sold at last levels. Teas at the lower end were irregularly lower following quality. Nuwara Eliya's were mostly unsold. Uda Pussellawa's declined by Rs. 40 per kg and more following quality. Uva's - Seasonal teas declined by Rs. 100-150 per kg and more, whilst the others declined by Rs. 50-60 per kg and more following quality.

BOPE

Best Western's gained by Rs. 20-40 per kg and more following quality, whilst the others sold at last levels. Teas in the Below Best category, where quality was maintained, gained by Rs. 20-40 per kg, whilst the others declined by a similar margin. Teas at the lower end sold at last levels. Nuwara Eliya's were mostly unsold. Uda Pussellawa's - Better sorts gained by Rs. 40 per kg, whilst the others which commenced Rs. 20-40 per kg dearer gained further towards the close. Uva's - Seasonal teas continued to sell at last levels, whilst the others declined by Rs. 40-60 per kg.

OP/OPA

OP/OPA's, in general, declined by Rs. 50 per kg and more at times.

PEKOE/PEKOE1

A limited selection of flavoury PEK's declined sharply and were mostly unsold. Orthodox Leafy PEK/PEK1's, in general, were firm to dearer. Best Rotorvane PEK's gained by Rs. 50-100 per kg following quality, whilst the balance were mostly firm on last. Others and poorer sorts were irregularly easier.

FBOP/FBOPF1

A limited selection of flavoury FBOP's were irregularly easier. Well-made Orthodox Leafy FBOP/FF1s were easier by Rs. 50-100 per kg, whilst the teas at the lower end were irregularly lower following quality.

QUOTATIONS LKR SALE DTE	BOP		BOPE		PEKOE/FBOP		OP	
	27/28 Aug	03/04 Sep	27/28 Aug	03/04 Sep	27/28 Aug	03/04 Sep	27/28 Aug	03/04 Sep
Best Westerns	1320-1500	1380 - 1650	1300-1400	1360 - 1440	1260-1750	1280 - 1750	960-1080	1020 - 1340
Below Best Westerns	1080-1300	1180 - 1360	1160-1280	1220 - 1340	940-1240	920 - 1260	920-940	960 - 1000
Plainer Westerns	1060-1160	1060 - 1140	1060-1140	1080 - 1200	720-920	740 - 910	720-900	720 - 940
Nuwara Eliyas	1400-1550	N/A	N/A	N/A	960-1340	980 - 1320	N/A	N/A
Brighter Udupussellawas	1220-1240	1160 - 1180	1140-1180	1160 - 1180	1020-1750	1000 - 1650	880-1180	880 - 1220
Other Udupussellawas	1060-1120	1040 - 1100	1040-1120	1040 - 1140	740-1000	720 - 980	720-860	760 - 860
Best Uvas	1360-3100	1400 - 2850	1280-2300	1260 - 2150	1200-2800	1160 - 1750	900-1220	920 - 1200
Other Uvas	1100-1300	1120 - 1200	1100-1260	1100 - 1200	720-1180	740 - 1140	720-880	720 - 900

MEDIUM GROWN TEAS

■ Incline from last week
■ Decline from last week
■ Static Market

BOP	Best varieties declined by Rs. 50 per kg, whilst the others declined to a lesser extent.
BOPF	Better sorts sold at last levels, whilst the others were irregularly dearer.
OP/OPA	OP/OPA's, in general, declined by Rs. 50 per kg and more at times.
PEKOE/PEKOE1	PEK/PEK1's were firm to dearer.
FBOP/FBOPF1	Well-made FBOP/FF1s declined by Rs. 50-100 per kg, whilst the teas at the lower end were irregularly easier following quality.

QUOTATIONS LKR SALE DTE	BOP		BOPF		PEKOE/FBOP		OP	
	27/28 Aug	03/04 Sep	27/28 Aug	03/04 Sep	27/28 Aug	03/04 Sep	27/28 Aug	03/04 Sep
Good Mediums	1200-1700	1140 - 1900	1060-2020	1220 -	1200-1900	1160 - 2000	940-1340	920 - 1480
Other Mediums	830-1080	860 - 1080	810-1080	860 - 1000	740-1180	760 - 1140	720-920	720 - 900

UNORTHODOX / CTC TEAS

HIGH GROWN	BP1s - Mostly discounted and unsold. PF1s - Better sorts sold at last levels, whilst the others were irregularly lower.
MEDIUM GROWN	BP1s - Better sorts were discounted and mostly unsold, whilst the others sold at last levels. PF1s - Better sorts sold at last levels, whilst the others were irregularly dearer.
LOW GROWN	BP1s - Better sorts gained by Rs. 20-40 per kg and more, whilst the others sold at last levels. PF1s - Better sorts which commenced at last week's closing levels gained by Rs. 50 per kg selectively towards the close, whilst the others were irregularly lower following quality.

QUOTATIONS LKR SALE DTE	BP1		PF1	
	27/28 Aug	03/04 Sep	27/28 Aug	03/04 Sep
High Grown	N/A	N/A	900-1160	900 - 1180
Medium Grown	N/A	1000 -	1020-1160	980 - 1200
Low Grown	1160-1220	1100 - 1300	1440-1550	1400 - 1600

OFF GRADES

■	Incline from last week
■	Decline from last week
■	Static Market

FGS1/FGS

Select Best invoices which appreciated by Rs. 20-40 per kg at the commencement of the sale, gained sharply by Rs. 40 per kg and more following special inquiry towards the close. The Below Best varieties which appreciated by Rs. 40 per kg gained further as the sale progressed. Teas at the bottom end of the market were firm to dearer by Rs. 20 per kg. Low Grown - Clean leaf invoices were selectively dearer, whilst the balance were firm to easier by Rs. 10 per kg. CTC's - Maintained.

BROKENS

Main Grade reducer varieties in the Best category were firm, whilst the balance together with the Below Best varieties were easier by Rs. 10-20 per kg. Teas at the bottom end of the market were firm to easier.

BOP1A

Main Grade reducer varieties, in general, maintained at last week's levels, whilst select invoices were easier by Rs. 20-30 per kg. Better Below Best varieties maintained, whilst the others eased by Rs. 20 per kg and more as the sale progressed. Poorer sorts, in general, were firm to easier.

QUOTATIONS LKR

SALE DTE	HIGH		MEDIUM		LOW	
	27/28 Aug	03/04 Sep	27/28 Aug	03/04 Sep	27/28 Aug	03/04 Sep
Better Fannings (Orthodox)	820-1220	800 - 1260	800-900	780 - 1140	800-1020	780 - 1000
Better Fannings (CTC)	800-900	870 - 890	800-850	800 - 920	800-1360	800 - - 1320
Other Fannings (Orthodox)	690-760	700 - 750	670-760	670 - 750	650-780	650 - - 760
Other Fannings (CTC)	780	790 -	760-790	760 - 790	760-790	760 - - 790
Good Brokens	800-1120	780 - 1000	800-1220	780 - 1180	800-1480	780 - 1460
Other Brokens	700-770	700 - 750	660-750	650 - 750	660-760	630 - 750
Better BOP1As	780-860	760 - 890	800-1040	780 - 960	780-1380	760 - 1440
Other BOP1As	730-760	700 - 750	700-780	690 - 760	650-760	670 - 740

DUSTS

DUST1

Select Best Dust1's together with the Best Dust1's were mostly dearer by Rs. 40-60 per kg, whilst the others remained firm on last week's price levels. Below Best varieties together with the poorer sorts declined by Rs. 60-80 per kg. Low Grown - Best varieties met with improved demand with the lower quantity on offer, whilst the Below Best varieties together with the poorer sorts were firm to dearer by Rs. 20-40 per kg. Best High and Medium Grown CTC's declined by Rs. 40-60 per kg, whilst the Below Best varieties together with the poorer sorts were firm. Best Low Grown varieties were firm, whilst the Below Best and poorer sorts were easier by Rs. 20 per kg.

DUST

Clean leaf secondaries declined by Rs. 20-40 per kg, whilst the poorer sorts declined further. Best Low Grown were mostly firm, whilst the poorer sorts appreciated by Rs. 20-40 per kg.

QUOTATIONS LKR

SALE DTE	HIGH		MEDIUM		LOW	
	27/28 Aug	03/04 Sep	27/28 Aug	03/04 Sep	27/28 Aug	03/04 Sep
Better Primary Dust (Orthodox)	1220-1850	1200 - 1550	900-940	980 - 1240	940	980 - 1260
Better Primary Dust (CTC) P. Dust	1100-1240	1100 - 1200	1060-1240	1000 - 1060	1200-1400	1180 - 1320
Below Best Primary Dust (Orthodox)	1040-1200	1020 - 1180	840-890	830 - 960	810-920	830 - 960
Other Primary Dust (CTC) P. Dust	830-1080	730 - 1060	800-880	740 - 980	740-1100	820 - 1050
Other Primary Dust (Orthodox)	740-1020	800 - 1000	740-830	640 - 820	640-800	760 - 820
Better Secondary Dust	1020-1200	1000 - 1160	820-880	850 - 940	1000-1200	1000 - 1220
Other Secondary Dust	720-1000	650 - 980	710-800	700 - 840	690-980	690 - 980

LOW GROWN TEAS

■ Incline from last week
■ Decline from last week
■ Static Market

FBOP/FBOP1	Well-made FBOP's together with the cleaner Below Best and the cleaner teas at the bottom were firm, whilst the balance were easier following quality. FBOP1's, in general, were firm.
BOP	BOP's, in general, were firm on last.
BOP1	Select Best and Best BOP1's sold around last levels, whilst the balance together with the bolder varieties were easier.
OP1	Well-made OP1's were selectively dearer, whilst the balance were firm.
OP	Select Best and Best OP's appreciated, whilst the Below Best varieties were irregular. Teas at the bottom were firm.
OPA	Well-made OPA's were dearer, whilst the balance were easier.
PEKOE	Select Best PEK/PEK1's appreciated, whilst the balance were firm.
BOPF	BOPF's, in general, were firm on last.
FBOPF/FBOPF1	Very tippy teas together with the Best and cleaner Below Best appreciated, whilst the balance were easier following quality. Select Best and Best FF1's were firm to easier. However, the cleaner Below Best were firm, whilst the balance were irregular following quality.

QUOTATIONS LKR SALE DTE	SELECT BEST		BEST		BELOW BEST		OTHERS	
	27/28 Aug	03/04 Sep	27/28 Aug	03/04 Sep	27/28 Aug	03/04 Sep	27/28 Aug	03/04 Sep
FBOP 1	1700-2000	1700 - 2000	1500-1600	1500 - 1600	1400-1450	1400 - 1450	1000-1050	1000 - 1050
FBOP	2100-2300	2100 - 2300	1750-1800	1750 - 1800	1400-1450	1400 - 1450	950-1050	950 - 1050
BOP 1	2350-3000	2350 - 3000	1950-2300	1950 - 2300	1200-1500	1160 - 1500	900-1180	900 - 1140
BOP	1900-2200	1900 - 2250	1600-1700	1600 - 1700	1250-1300	1250 - 1300	1000-1100	1000 - 1100
BOPF	1500-1900	1500 - 1900	950-1050	950 - 1050	850-900	850 - 900	750-800	750 - 800
FBOPF (TIPPY)/FBOPF SP	5000-5800	5200 - 6200	3000-3500	3200 - 3800	2000-2500	2200 - 2800	1000-1100	1000 - 1100
FBOPF 1	1800-1900	1800 - 1900	1550-1600	1550 - 1600	1300-1350	1350 - 1400	950-1000	980 - 1050
FBOPF	1600-1800	1600 - 1850	1400-1500	1450 - 1550	1250-1300	1300 - 1350	950-1000	950 - 1000
OP 1	2600-3200	2700 - 3200	2250-2550	2300 - 2650	1500-2000	1500 - 2000	750-1460	750 - 1460
OP	1500-1950	1550 - 1900	1420-1480	1440 - 1500	1220-1400	1220 - 1420	750-1200	750 - 1200
OPA	1480-2000	1550 - 2000	1300-1460	1340 - 1500	1100-1280	1100 - 1320	750-1080	750 - 1080
PEKOE	1600-2250	1650 - 2300	1440-1550	1440 - 1600	1200-1420	1200 - 1420	850-1180	850 - 1180
PEK 1	1600-2250	1650 - 2450	1440-1550	1440 - 1600	1300-1400	1300 - 1420	920-1240	920 - 1260

TOP PRICE

WESTERN MEDIUM			
Nayapane	BOP		1900
Kenilworth	BOPSp		1750
Dartry Valley	BOPF/BOPFSp	@	1220
Vellai Oya	BOPF/BOPFSp		1220
Dartry Valley	BOP1	@	1850
Harangalla	FBOP/FBOP1	@	2000
Craighead	FBOPF/FBOPF1	@	1800
Harangalla	FBOPF/FBOPF1	@	1800
Dartry Valley	OP/OPA	@	1480
Doombagastalawa	OP1	@	1800
Uplands	PEK/PEK1		1800
Craighead	PEK/PEK1	@	1750
WESTERN HIGH			
Robgill	BOP		1650
Wattegodde	BOP		1650
Bambrakelly	BOP		1650
Wattegodde	BOPSp		1650
Great Western	BOPF/BOPFSp	@	1440
Inverness	BOP1		1750
Bambrakelly	FBOP/FBOP1		1750
Inverness	FBOPF/FBOPF1		1700
Bambrakelly	OP/OPA		1340
Bambrakelly	OP1	@	1440
Great Western	PEK/PEK1	@	1550
NUWARA ELIYAS			
Court Lodge	BOP	@	1080
Kenmare	BOPSp		1120
Kenmare	BOPF/BOPFSp		1000
Kenmare	FBOP/FBOP1	@	1320
Court Lodge	FBOP/FBOP1	@	1300
Court Lodge	PEK/PEK1	@	1020
UDAPUSSELLAWAS			
Mooloya	BOP		1180
Kirklees	BOPSp		1160
Kirklees	BOPF/BOPFSp		1180
Maha Uva	FBOP/FBOP1	@	1380
Alma	FBOPF/FBOPF1		1650
Alma	OP/OPA		1220
Alma	PEK/PEK1		1650
LOW GROWNS			
Rajjuruwatta Super	BOP		2550

LOW GROWNS			
Andaradeniya Super	BOPSp		2000
Gunawardena	BOPSp	@	1850
Kelani	BOPSp	@	1800
Hidellana	BOPF	@	1950
Sithaka	BOPF		1950
Pothotuwa	BOPF	@	1800
Kings Bru	BOPF		1800
Rajjuruwatta Super	BOPFSp		1950
New Batuwangala	BOPFSp		1900
Palmgarden	BOPFSp	@	1850
Pothotuwa	FBOP	@	2350
Sithaka	FBOP		2350
Kelani	FBOP	@	2300
Wijaya Group	FBOP1		2150
Gunawardena	FBOPF	@	1950
Sithaka	FBOPF		1950
Stream Line	FBOPF1		2000
Lumbini	FBOPF1		1950
New Spring View	FBOPF1		1950
Pothotuwa	FBOPF1	@	1900
Adams View	FBOPF1	@	1900
Galatara	FBOPF1		1900
Kolonna Super	BOP1		3000
Pothotuwa	BOP1	@	2700
Sunrise	BOP1		2700
Susantha	OP1		3200
Kelani	OP1		2800
Pothotuwa	OP1	@	2750
Lumbini	OP1		2750
A C U Super	OP1		2750
Bogoda Group	OP		1900
Mulathiyana Hills	OP		1900
Dampahala	OP		1900
Liyonta	OPA		2000
Lumbini	PEK		2300
Lumbini	PEK1		2450

@ - SOLD BY FORBES & WALKER TEA BROKERS (PVT) LTD. ** - ALL TIME RECORD PRICE. * - EQUAL ALL TIME RECORD PRICE

UVA MEDIUM

St.James	BOP	@	2500
Demodera 'S'	BOPSp	@	1950
St.James	BOPF/BOPFSp	@	2100
Ury	BOP1		1850
Sarnia Plaiderie	FBOP/FBOP1		1750
Halpewatte Uva	FBOP/FBOP1		1750
Sarnia Plaiderie	FBOPF/FBOPF1		2000
Ury	OP/OPA		1280
Adawatte	OP1		1700
Aruna Passara	PEK/PEK1		1650
Misty-Uva	PEK/PEK1	@	1600
Aruna Keppetipola	PEK/PEK1		1600

UVA HIGH

Aislaby	BOP	@	2850
Uva Highlands	BOP	@	2800
Ranaya	BOPSp		1500
Aislaby	BOPF/BOPFSp		2150
Spring Valley	BOP1		1420
Gonamotawa	FBOP/FBOP1	@	1750
Uva Highlands	FBOPF/FBOPF1		2000
Mount Uva	OP/OPA		1200
Oodoowerre	OP1		1460
Glenanore	OP1		1460
Needwood Super	PEK/PEK1		1600

UNORTHODOX HIGH

Dunsinane CTC	PF1	@	1180
Ulugedara CTC	BP1		980
Dunsinane CTC	BPS	@	1080

UNORTHODOX MEDIUM

New Peacock CTC	PF1	@	1200
Delta CTC	BP1		1000
Strathdon CTC	BP1		1000
Aultmore CTC	BPS	@	890

UNORTHODOX LOW

Kalubowitiyana CTC	PF1		1600
Ceciliyan CTC	BP1		1300

PREMIUM FLOWERY

New Falcon Lanka	FBOPFSp		6450
Kiruwanaganga	FBOPFExSp	@	6300
Kamarangapitiya	FBOPFExSp1	@	6250

DUSTS

St.Coombs	DUST 1	@	1550
Hingalagoda CTC	PD		1320

OFF GRADES

Wanarajah	FGS/FGS1		1260
Hingalagoda CTC	PFGS		1320
Parakaduwa Super	BM		1300
Magedara	BM		1300
Chandrika Estate	BM	@	1160
Chandrika Estate	BP		1460
Suwishka	BP		1460
Chandrika Estate	BOP1A	@	1440
Aldora	BOP1A	@	1340

QUANTITY SOLD

DURING THE PERIOD 26TH - 31ST AUGUST 2024	WEEKLY (KGS)		TODATE (KGS)	
	2024	2023	2024	2023
PRIVATE SALES	89,524	133,293	4,276,319	3,801,663
PUBLIC AUCTION	4,754,930	4,382,210	163,068,336	168,040,550
FORWARD CONTRACTS	73,980	22,940	1,507,230	1,974,008
DIRECT SALES	NIL	NIL	NIL	NIL
TOTAL	4,918,434	4,538,443	168,851,885	173,816,221
BMF EXCLUDED FROM PRIVATE SALE	83,401	35,325	1,542,895	1,995,492

(QUANTITY SOLD AND THE AVERAGE PRICE PER AUCTION)

	Quantity (M/kgs)			AVG Price (LKR)			Avg Price (USD)		
	2024	2023	2022	2024	2023	2022	2024	2023	2022
20TH AUGUST 2024	5.03	4.92	4.25	1212.27	1178.62	1546.65	4.11	3.71	4.33
28TH AUGUST 2024	4.75	4.38	3.49	1219.42	1205.21	1585.36	4.08	3.76	4.43

Source: Central Bank of Sri Lanka / Buying Rates

RATES OF EXCHANGE

SRI LANKA RUPEE APPROX PER UNIT OF CURRENCY

YEAR	2024	2023	2022
USD	294.48	314.87	358.05
STG.PD	384.50	396.18	412.22
EURO	323.87	338.13	353.96
YEN	2.01	2.13	2.53

Source: Central Bank of Sri Lanka / Buying Rates

PUBLIC AUCTION/GROSS SALES AVERAGE

SALE NO 34 27TH/28TH AUGUST 2024	WEEKLY(LKR)			TODATE (LKR)			WEEKLY(USD)			TODATE(USD)		
	2024	2023	2022	2024	2023	2022	2024	2023	2022	2024	2023	2022
Uva High Grown	1148.87	931.96	1293.70	1115.08	989.71	1009.79	3.85	2.91	3.61	3.67	3.02	3.35
Western High Grown	1145.14	1064.07	1502.35	1191.77	1135.77	999.85	3.84	3.32	4.20	3.92	3.46	3.32
CTC High Grown	1018.45	930.28	1268.33	1104.02	1019.27	887.60	3.41	2.91	3.54	3.63	3.11	2.94
High Grown (Summary)	1146.45	1020.39	1422.56	1167.01	1089.12	1003.16	3.84	3.19	3.97	3.84	3.32	3.33
Uva Medium Grown	1105.33	1071.94	1389.25	1143.50	1030.69	1073.12	3.70	3.35	3.88	3.76	3.14	3.56
Western Medium Grown	1003.63	1011.18	1163.56	1071.69	997.52	897.75	3.36	3.16	3.25	3.53	3.04	2.98
CTC Medium Grown	937.35	881.40	1061.61	976.89	927.84	751.86	3.14	2.75	2.97	3.21	2.83	2.49
Medium Grown (Summary)	1034.51	1026.40	1234.05	1095.71	1008.11	953.04	3.46	3.21	3.45	3.61	3.07	3.16
Orthodox Low Grown	1314.92	1314.05	1769.31	1379.95	1289.59	1283.65	4.40	4.10	4.94	4.54	3.93	4.26
CTC Low Grown	961.45	1056.41	1257.25	1001.53	963.20	902.87	3.22	3.30	3.51	3.30	2.94	2.99
Low Grown(Summary)	1295.11	1300.67	1723.47	1355.54	1271.67	1257.70	4.34	4.06	4.82	4.46	3.88	4.17
Total	1219.42	1205.21	1585.36	1270.02	1188.39	1152.73	4.08	3.76	4.43	4.18	3.62	3.82

Source: Oanda Exchange Rates

Source: MSL - Averages

PUBLIC AUCTION/GROSS SALES AVERAGE FOR THE MONTH OF AUGUST 2024

	MONTH(LKR)			TODATE (LKR)			MONTH(USD)			TODATE(USD)		
	2024	2023	2022	2024	2023	2022	2024	2023	2022	2024	2023	2022
Uva High Grown	1139.75	921.92	1323.07	1118.05	1001.99	1004.89	3.82	2.88	3.70	3.68	3.06	3.33
Western High Grown	1167.84	971.67	1518.89	1197.49	1145.18	1001.58	3.91	3.03	4.24	3.94	3.49	3.32
CTC High Grown	1011.05	860.96	1418.67	1105.08	1020.63	887.76	3.39	2.69	3.96	3.64	3.11	2.94
High Grown (Summary)	1142.30	944.14	1388.26	1152.04	1090.60	982.76	3.83	2.95	3.88	3.79	3.33	3.26
Uva Medium Grown	1088.67	1002.42	1363.65	1137.72	1026.09	1055.85	3.65	3.13	3.81	3.74	3.13	3.50
Western Medium Grown	1014.28	919.63	1189.23	1071.04	996.31	897.82	3.40	2.87	3.32	3.52	3.04	2.98
CTC Medium Grown	949.26	806.82	1103.40	972.85	923.03	747.52	3.18	2.52	3.08	3.20	2.81	2.48
Medium Grown (Summary)	1032.38	953.99	1236.14	1085.59	1018.93	946.47	3.46	2.98	3.45	3.57	3.11	3.14
Orthodox Low Grown	1300.01	1236.73	1646.08	1382.30	1291.90	1285.58	4.35	3.86	4.60	4.55	3.94	4.26
CTC Low Grown	948.59	965.81	1390.81	1001.83	961.46	886.91	3.18	3.02	3.89	3.30	2.93	2.94
Low Grown(Summary)	1256.62	1211.48	1616.24	1337.77	1261.43	1248.08	4.21	3.78	4.52	4.40	3.85	4.14
Total	1188.49	1110.54	1508.21	1249.99	1182.03	1137.03	3.98	3.47	4.21	4.11	3.60	3.77

Source: Oanda Exchange Rates

Source: MSL - Averages

WORLD TEA PRODUCTION (M/KGS)

				TODATE			DIFFERENCE +/-	
	2022	2023	2024	2022	2023	2024	2022 vs 2023	2023 vs 2024
Jul								
Sri Lanka	19.9	21.6	22.9	153.2	156.2	150.5	3	-5.7
North India	135.8	150.3	124.2	482.9	504.1	430.1	21.2	-74
South India	19.5	21.2	22.7	139.1	134.5	122.7	-4.6	-11.8

				TODATE			DIFFERENCE +/-	
	2022	2023	2024	2022	2023	2024	2022 vs 2023	2023 vs 2024
Jun								
Bangladesh	12.6	10.7	12.8	27.1	26.4	24.3	-0.7	-2.1
Malawi	1.9	1.6	2.2	32.4	30.5	33.4	-1.9	2.9

				TODATE			DIFFERENCE +/-	
	2022	2023	2024	2022	2023	2024	2022 vs 2023	2023 vs 2024
	May							
Kenya	50.3	57.9	54.5	227.9	225.5	277.1	-2.4	51.6

DETAILS OF AWAITING SALE

SALE NO : 36

Scheduled for 09TH/10TH SEPTEMBER 2024

	LOTS	QUANTITY
ExEstate	770	730,111
High & Medium	1,630	688,051
Leafy	1,868	696,961
Semi Leafy	1,576	674,715
Tippy	2,144	1,064,529
Premium Flowery	421	61,668
OffGrades	2,262	1,123,542
Dust	523	452,189
Total	11,194	5,491,766
RePrint	917	419,291

18/09/2024

Buyers Prompt

19/09/2024

Sellers Prompt

This sale last year
Sale No. 36 | 12TH/ 13TH SEPTEMBER 2023

Lots :9,832
Re-print Lots :456
Quantity :5,060,129 kgs
Re-print Quantity :218,427 kgs

LOW GROWN CATALOGUES

Violations Excluded

23/08/2024

LEAFY
Closed

SEMI-LEAFY
Closed

TIPPY
Closed

OTHER MAIN SALE CATALOGUES

23/08/2024

HIGH & MEDIUM
Closed

PREMIUM FLOWERY
Closed

OFF GRADES
Closed

NO .OF PKGS
147,090

CTC
10,315 Pkgs - 552,149 kgs

ORDER OF SALE

Ex-Estate	LG Large Leaf//Semi Leafy/LG Small Leaf/BOP1A/ Premium	High & Medium/Off Grade /Dust
LC	BC	FW
FW	CTB	MB
AS	EB	AS
EB	AS	JK
MB	LC	EB
JK	JK	CTB
BC	MB	LC
CTB	FW	BC

Approx Selling time of
F&W Catalogues

09TH

SEPTEMBER 2024

8.30am	Main Sale - High & Medium
3.00pm	Low Grown - Semi Leafy Teas
4.30pm	Low Grown - Leafy Teas
4.30pm	Off Grades
05.00pm	Low Grown - Tippy Teas

10TH

SEPTEMBER 2024

8.45am	Ex-estate
9.00am	BOP1A
9.30am	Premium Flowery
12.00pm	Dust

BC - Bartleet Produce Marketing (Pvt) Ltd FW - Forbes & Walker Tea Brokers (Pvt) Ltd

LC - Lanka Commodity Brokers Ltd AS - Asia Siyaka Commodities PLC

EB - Eastern Brokers Ltd JK - John Keells PLC

CTB - Ceylon Tea Brokers PLC MB - Mercantile Produce Brokers (Pvt)Ltd

DETAILS OF AWAITING SALE

SALE NO : 37
Scheduled for 18TH SEPTEMBER 2024

	LOTS	QUANTITY
ExEstate	712	669,148
High & Medium	1,214	510,878
Leafy	1,492	520,985
Semi Leafy	1,265	511,165
Tippy	1,593	738,695
Premium Flowery	282	37,063
OffGrades	1,393	669,041
Dust	423	369,480
Total	8,374	4,026,455
RePrint	42	18,771

24/09/2024

Buyers Prompt

25/09/2024

Sellers Prompt

This sale last year
Sale No. 37 | 19TH/ 20TH SEPTEMBER 2023

Lots	:10,029
Re-print Lots	:671
Quantity	:5,182,571 kgs
Re-print Quantity	:356,775 kgs

LOW GROWN CATALOGUES

Violations Excluded

29/08/2024

LEAFY
Closed

SEMI-LEAFY
Closed

TIPPY
Closed

OTHER MAIN SALE CATALOGUES

29/08/2024

28/08/2024

HIGH &
MEDIUM
Closed

PREMIUM
FLOWERY
Closed

OFF
GRADES
Closed

NO .OF PKGS
105,931

CTC
8,315 Pkgs - 445,984 kgs

CATALOGUE CLOSURE DETAILS

18

SEPTEMBER 2024

Sale No. 37

The Ex-Estate catalogue closed on 29th August 2024, excluding violations. The Main Sale catalogues too closed on 29th August 2024, except Off Grade catalogue which closed on 28th August 2024, excluding violations.

24/25

SEPTEMBER 2024

Sale No. 38

The Ex-Estate and Main Sale catalogues are scheduled to close on 05th September 2024.

01/02

OCTOBER 2024

Sale No. 39

The Ex-Estate and Main Sale catalogues are scheduled to close on 12th September 2024.

TEA MARKETS AROUND THE WORLD

MOMBASA AUCTION

SALE OF - 02ND/03RD SEPTEMBER 2024 (SALE NO. 36)

Fairly good general demand with prices following quality for the 170,480 packages (11,466,321.00 kilos) available in the market; 50.13% were neglected. The multiple reprint auction (M4) had 108,040 packages (7,383,964.00 kilos) available in the market with 89.89% unsold.

MARKETS

Pakistan Packers lent more support and were dominant while Bazaar, Yemen, other Middle Eastern countries and Afghanistan maintained useful activity. Egyptian Packers continued active but at lower levels with more interest from Kazakhstan and other CIS states. UK showed good but selective activity while China maintained enquiry. Russia, Sudan and South Sudan were slow with Local Packers maintaining support while Iran were absent. Somalia maintained support at the lower end of the market.

OFFERINGS

Leaf Grades - 97,300 packages (6,448,046.00 kilos) - 57.35% unsold.

Dust Grades - 54,119 packages (4,034,330.00 kilos) - 46.37% unsold.

Secondary Grades - 19,061 packages (983,945.00 kilos) - 24.03% unsold.

LEAF GRADES (M2 & M3)

BP1:

Best - Saw good but irregular demand following quality at firm to USC89 above previous levels.

Brighter - Steady to USC23 dearer with select invoices advancing by up to USC123 but a few lines shed up to USC39.

Mediums - KTDA mediums were firm to USC6 dearer while plantation mediums were steady to easier by up to USC5.

Lower Medium - Were irregular but mainly dearer by up to USC22 with some teas losing up to USC20.

Plainer - Varied between USC14 dearer to easier by up to USC8.

PF1:

Best - Appreciated by up to USC32 with selected invoices dearer by USC82.

Brighter - Firm to dearer by up to USC44.

Mediums - KTDA mediums were mostly steady with some lines irregular varying between dearer by up to USC4 to easier by up to USC41. Plantation mediums lost up to USC35 but a few invoices gained up to USC10.

Lower Medium - Irregular ranging between firm to USC17 dearer to easier by up to USC18 and select teas lost up to USC63.

Plainer - Steady to dearer by up to USC11 to easier by up to USC24.

CTC QUOTATIONS	BP1 - USC	PF1 - USC
<i>Best</i>	255 - 404	342 - 401
<i>Good</i>	255 - 404	325 - 372
<i>Good Medium</i>	255 - 351	230 - 357
<i>Medium (KTDA)</i>	250 - 252	244 - 317
<i>Medium (Plantations)</i>	162 - 180	155 - 261
<i>Lower Medium</i>	094 - 160	100 - 221
<i>Plainer</i>	055 - 150	062 - 140

DUST GRADES (M1)

PDUST:

Best - Varied between steady to USC38 dearer to easier by up to USC18.

Brighter - Were firm to USC23 dearer but selected lines lost USC73.

Mediums - KTDA mediums were steady to USC7 easier with plantation mediums shedding up to USC22.

Lower Medium - Firm to easier by up to USC21.

Plainer - Ranged between steady to USC30 dearer to USC32 below previous levels.

DUST1:

Best Appreciated by up to USC19.

Brighter - Firm to dearer by up to USC34.

Mediums - KTDA mediums were steady at previous levels while plantation mediums were firm to easier by up to USC10.

Lower Medium - Irregular varying between USC15 dearer to easier by up to USC17.

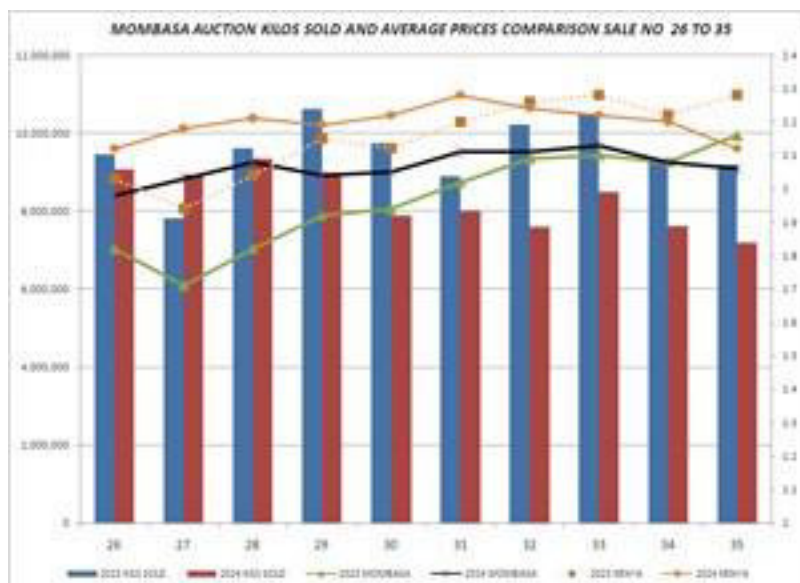
Plainer - Ranged between USC16 above last rates to easier by up to USC8.

CTC QUOTATIONS	PDUST - USC	DUST1 - USC
<i>Best</i>	319 - 394	312 - 340
<i>Good</i>	305 - 399	293 - 336
<i>Good Medium</i>	270 - 331	270 - 321
<i>Medium (KTDA)</i>	258 - 277	245 - 260
<i>Medium (Plantations)</i>	204 - 252	174 - 230
<i>Lower Medium</i>	108 - 198	110 - 192
<i>Plainer</i>	062 - 148	084 - 132

SECONDARY GRADES (S1)

In the Secondary Catalogues, BPs were firm while PFs tended easier. Clean well sorted coloury Fannings lost value with similar DUSTs about steady. Other Fannings held firm while DUSTs were barely steady. BMFs were well absorbed.

SECONDARY QUOTATIONS (USC)	BP/BP2	PF/PF2	FNGSI/FNGS	DUST/DUST2	BMF
Best/Good	160 - 242	220 - 265	093 - 212	075 - 276	-
Good Medium/Medium	-	-	125 - 156	125 - 235	-
Lower Medium	090 - 136	083 - 132	088 - 130	084 - 149	079 - 093
Plainer	064 - 133	059 - 104	060 - 098	076 - 098	052 - 092



Courtesy - Africa Tea Brokers Limited.

BANGLADESH AUCTION

02ND SEPTEMBER 2024 (SALE NO. 17)

CTC LEAF : 49,041 packages of tea on offer continued to meet with a good demand.

BROKENS: Good liquoring Brokens were keenly sought after and sold at firm to slightly dearer rates. Medium types met with a better demand and mostly sold at around last levels with a fewer withdrawals. Plainer types saw fair interest and were slightly easier with some withdrawals. BLF teas witnessed a little more interest with less withdrawals.

FANNINGS: Good liquoring Fannings were quite a firm feature and were occasionally dearer with quality. Mediums met with a better demand and were about steady. Plainer types saw fair interest and were slightly easier with some withdrawals. BLF teas witnessed a little more interest with less withdrawals.

DUST: 11,786 packages of tea on offer met with good demand. Good liquoring Dusts particularly the CDs sold well at around last levels. Mediums had fair demand but declined by Tk.5/- to Tk.8/- with some withdrawals. Plain/BLF Dusts met with a selective demand with quite heavy withdrawals. Blenders lent strong support with fair interest from the Loose tea buyers.

COMMENTS: A good demand prevailed throughout the sale whereby most teas sold well in line with quality. Blenders were more active with more interest from the Loose tea buyers. As a result, withdrawals were less.

CDs were in good demand and sold well.

Our Catalogue: (Sale 17) Avg : Tk 210.54, Sold 76.45% , (Sale 16) Avg : Tk 210.00, Sold 64.71%.

QUOTATIONS	BROKENS	QUOTATIONS	FANNINGS
Best	1.85-1.93	Best	1.85-1.93
Good	1.76-1.81	Good	1.76-1.81
Medium	1.64-1.68	Medium	1.60-1.68
Plain	1.34-1.51	Plain	1.34-1.51
BLF	1.34	BLF	1.34

Courtesy - National Brokers Limited.

TEA MARKETS AROUND THE WORLD

COONOR AUCTION

30TH AUGUST 2024 (SALE NO. 35)

CTC LEAF

DEMAND:

Good Demand. However, with the progress of sale though the demand continued to persist the price levels started depleting especially on the medium and plainer sorts which resulted in few out lots.

MARKET:

The total CTC leaf teas sold this week was 87.47% (1,200,204.21kgs) of the total offering of 1,372,122.90kgs. Limited volume of the best liquoring larger broken sold barely steady whilst the medium broken sold irregularly easier. However, the smaller broken and fanning grade sold irregularly dearer following quality and competition. Good teas sold at barely steady levels. Better medium teas sold firm to dearer, however the fanning grade in this category saw an increased demand and sold substantially dearer with prices surpassing even the good category teas. Medium category all sorts saw a huge surge in prices especially at the lower end, the top end sold dearer by Rs. 4 to 5. Plainer teas too saw an substantial increase in prices. However, as the sale progressed though the demand for these continued to persist the price levels started depleting resulting in some out lots.

BUYING PATTERN:

The major blenders continue to be the mainstay of the market and they have picked up 42.82% of the total CTC leaf sold. Up country buyers continued to be active along with the regional packeteers. The other internal and local buyers too were active in their purchases. Export buying was witnessed on the better medium & medium teas. Better medium & good category fanning also were sought after by few exporters.

ORTHODOX LEAF

DEMAND:

Good demand.

MARKET:

The high grown well-made blacker whole leaf grades were dearer by Rs. 2 to 4 or more on competition, whilst the broken and fanning in this category sold barely steady. Medium category whole leaf grades were dearer by Rs. 6-10 whilst the broken and fanning were firm to dearer.

BUYING PATTERN: - Exporters were active. Up country buyers lent useful support along with the internal buyers.

CTC DUST

DEMAND:

Strong demand, especially on the medium and plainer teas.

MARKET:

CTC dust offer this week was at 312,424.77Kgs of which 302,530.89kgs were sold (96.83%).

Best & Good category teas sold at irregular prices more in line with quality and competition. The other category dusts were dearer by Rs. 10 to 12 and sometimes more on competition particularly on blacker sorts.

BUYING PATTERN: - Major blenders continued to be selective. The up-country buyers were active along with the good buying from regional packeteers. Internal buyers were active. Exporters continued to operate strongly in the bolder dust, particularly on the blacker sorts.

ORTHODOX DUST

DEMAND:

Good demand.

MARKET:

High grown primary sold at irregular prices following quality. The secondary teas sold at barely steady prices except for few invoices at the top end which saw some price escalation. Other category primary dust sold at firm to dearer prices. Secondary dust sold irregular easier.

BUYING PATTERN:

Internal & regional packeteers were fairly active but price sensitive. Exporters were fairly active on the secondary dust.

Courtesy - J.Thomas & Co. Pvt. Ltd.

TEA MARKETS AROUND THE WORLD

KOLKATA AUCTION

03RD/04TH SEPTEMBER 2024 (SALE NO. 36)

	2024	2023	DIFFERENCE
CTC	70,416	1,01,038	-30,622
ORTHODOX	49,450	65,078	-15,628
DUST	40,103	52,860	-12,757

MARKET REPORT:

Market opened to strong demand. Few tippy teas on offer readily absorbed. Well made whole leaf and broken selling at fully firm rates. Remainder whole leaf and broken irregular around last. Leafy fannings and secondaries firm around last. Smaller fannings and browner secondaries irregular around last.

BUYING PATTERN:

Middle East : Active

CIS: Good support

HUL: Operating

TCPL: Silent

Courtesy - J.Thomas & Co. Pvt Ltd, Kolkata

COCHIN AUCTION

28TH AUGUST 2024 (SALE NO. 35)

	2024 kgs	2023 kgs
ORX	157,574	No sale on account of Onam break
CTC	32,284	
TOTAL	189,858	

ORTHODOX LEAF

MARKET

Strong demand again this week.

Blacker, well made, Whole-leaf grades were dearer while the remainder were firm. Broken and Fannings were firm too.

BUYING PATTERN

C.I.S. and the M.E. - Mainstay. HUL - Selective.

CTC LEAF

MARKET

Continued to be strong with all sorts continuing to be substantially dearer.

BUYING PATTERN

Internal - Mainstay.

Major Blenders - Selective.

Courtesy - J.Thomas & Co. Pvt Ltd, Cochin

SILIGURI AUCTION

04TH SEPTEMBER 2024 (SALE NO. 36)

2024-2025	2023-2024	DIFFERENCE	
CTC	125,513	163,946	-38,433
DARJEELING	-	-	-
GREEN	-	-	-
DUST	15,327	21,823	-6,496
TOTAL	140,840	185,769	-44,929

STAC OFFERINGS IN PACKAGES (SALE NO 36)

DEMAND / MARKET DETAILS: Market opened to good demand. Good and best sold so far barely steady, remainder irregular around last.

BUYING PATTERN:

Internal / Local: Operating.

HUL/ TCPL: Operating.

Duncans: Selective so far.

Courtesy - J.Thomas & Co. Pvt Ltd.

TEA MARKETS AROUND THE WORLD MALAWI AUCTION

04TH SEPTEMBER 2024 (SALE NO. 36)

Less demand for the 2840 packages on offer.
BP1- Few available on offer were 3USC easier on last.
PF1/PD/D1/PF1SC were all taken out without bids.
PD/PF1SC were neglected.
Secondary fngs sold 6USC dearer on last, respective dusts were neglected.

Courtesy - TEA BROKERS CENTRAL AFRICA LIMITED

GUWAHATI AUCTION

02ND SEPTEMBER 2024 (SALE NO. 36)

Fair demand at barely steady to at times easier rates following quality. (ABL -74% , PTM running at 77%). HUL/ Other blenders/ Western India/ Internal/ Exporters operating.

Courtesy - ASSOCIATED BROKERS PVT. LTD, Guwahati